

Ice Drink Combo


FOUNTAIN STARTUP



The Ice Machine must be sanitized before startup. Please contact your Ice Maker Service Provider.



Complete the Fountain Sanitization Procedure at bottom of page



Plug in the fountain lobby electrical cords from the electrical outlet that includes the fountain dispenser and carbonator pump, turn co2 supply on.



Turn the key switch to the ON position. Note: The Fountain Ice Bin must be a minimum of 25% full for 20 minutes for proper dispensing temperature



Pour product into a pitcher. Fill pitcher twice and repeat process on all dispense valves

Spire Series


FOUNTAIN STARTUP



The Ice Machine must be sanitized before startup. Please contact your Service Provider



Complete the Fountain Sanitization Procedure at bottom of page



Plug in the fountain lobby electrical cords from the electrical outlet that includes the fountain dispenser and carbonator pump, turn co2 supply on.

Note: Spire 2 will have an additional recirc pump that needs to be plugged in.



Note: The Ice Bin must be a minimum of 25% full for 20 minutes for proper dispensing temperature




Pour product into a pitcher. Fill twice and repeat process on all dispensed flavors

Countertop Electric

FOUNTAIN STARTUP



Complete the Fountain Sanitization Procedure at bottom of page



Plug in the fountain electrical cord to the electrical outlet and turn co2 supply on.



Turn the key switch to the ON position.



Note: Allow the Fountain unit to run for a minimum of 4 hours for proper dispensing temperature




Pour product into a pitcher. Fill pitcher twice and repeat process on all dispense valves

Drop In

FOUNTAIN STARTUP



Complete the Fountain Sanitization Procedure at bottom of page



Plug in the fountain lobby electrical cords from the electrical outlet that includes the fountain dispenser and carbonator pump, turn co2 supply on.



Turn the key switch to the ON position.



Fill the ice bin with clean ice. Note: The Fountain Ice Bin must be a minimum of 50% full for 20 minutes for proper dispensing temperature




Pour product into a pitcher. Fill pitcher twice and repeat process on all dispense valves

Bar Gun / Ice Tainer

FOUNTAIN STARTUP



Complete the Fountain Sanitization Procedure at bottom of page



Plug the electrical cord for carbonator pump from the electrical outlet.



Fill the ice bin with clean ice. Note: The Ice Bin must be a minimum of 50% full for 20 minutes for proper dispensing temperature



Pour product into a pitcher. Fill pitcher twice and repeat process on all dispense flavors